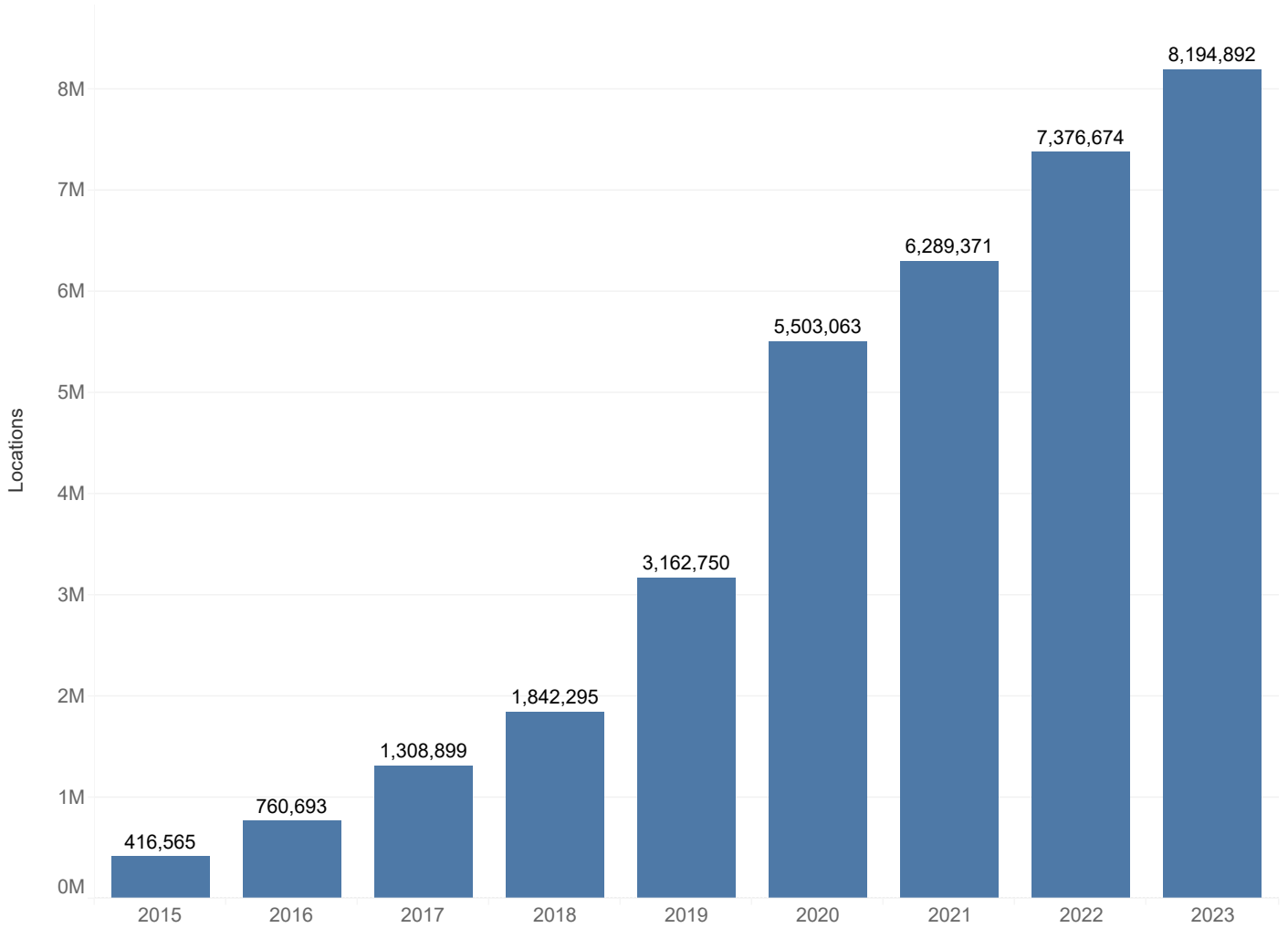


Chart 1: Total Broadband Locations Deployed in HUBB



The data reflected is as of September 30, 2023

Table 1: Locations Deployed by Speed Class

| Program | 4/1 | 10/1 | 25/3+ | 100/20+ | 1 Gig+ | Total |
|-------------|--------|-----------|---------|-----------|-----------|-----------|
| ACAM | 29,790 | 143,357 | 213,772 | 72,188 | 115,493 | 574,600 |
| ACAM II | 6,436 | 21,885 | 138,692 | 90,343 | 125,994 | 383,350 |
| AK Plan | 1,112 | 10,353 | 33,746 | 9,707 | 3,404 | 58,322 |
| CAF II | | 3,934,240 | 170,334 | 102,723 | 7,701 | 4,214,998 |
| CAF II Auc | | 56 | 194,354 | 144,192 | 103,250 | 441,852 |
| CAF-BLS | 3,603 | 40,612 | 226,076 | 312,742 | 472,646 | 1,055,679 |
| PR Fixed | | | | 757,386 | 223,764 | 981,150 |
| RBE | | 635 | 17,143 | 2,823 | 7,399 | 28,000 |
| RDOF | | | 1,591 | 15,617 | 439,733 | 456,941 |
| Grand Total | 40,941 | 4,151,138 | 995,708 | 1,507,721 | 1,499,384 | 8,194,892 |

1) The data reflected is as of September 30, 2023

2) 1/256, 2/1, 4/1 are for 4/1

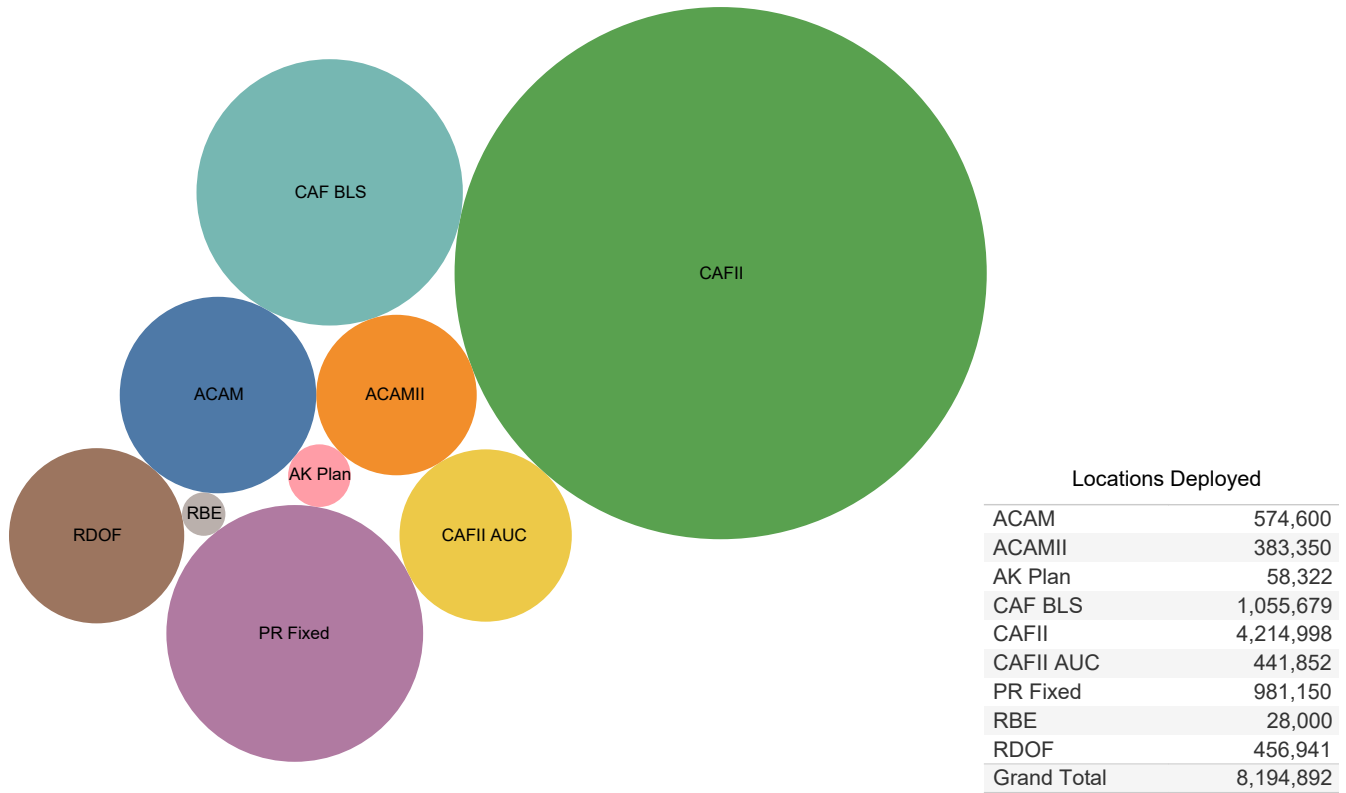
3) 6/1, 10/1 are for 10/1

4) 25/3, 25/5, 50/5 are for 25/3+

5) 100/20, 100/25, 100/5 are for 100/20+

6) 1 Gbps/100 Mbps, 1 Gbps/500Mbps are for 1 Gig+

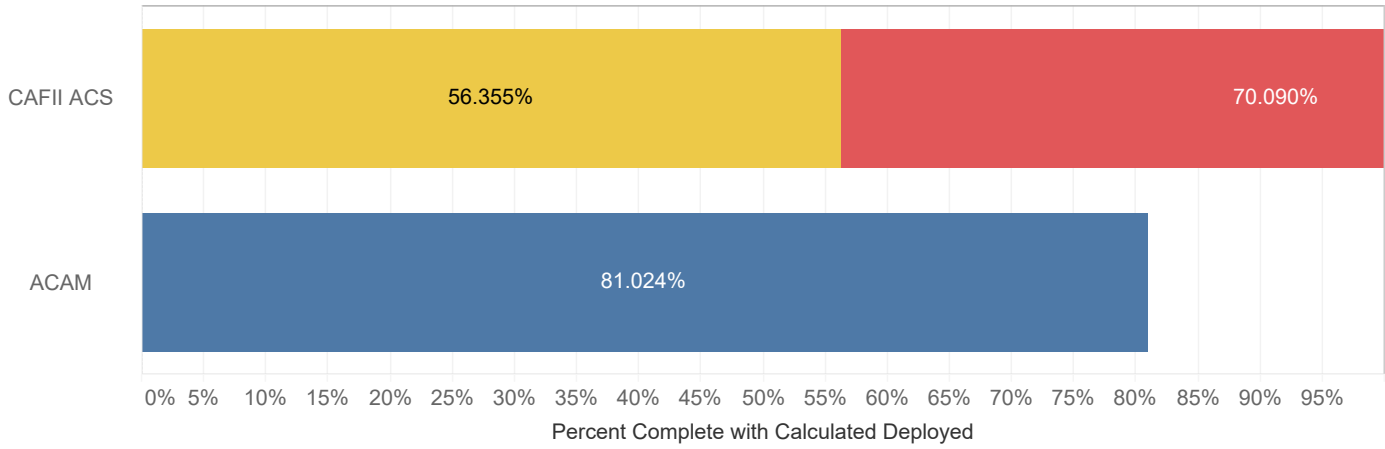
Chart 2: Locations Deployed to Date by Program



The data reflected is as of September 30, 2023 and timing of when the deployment starts can affect the number of locations deployed to date.

Chart 3: Overview of Programs with 2022 Obligations

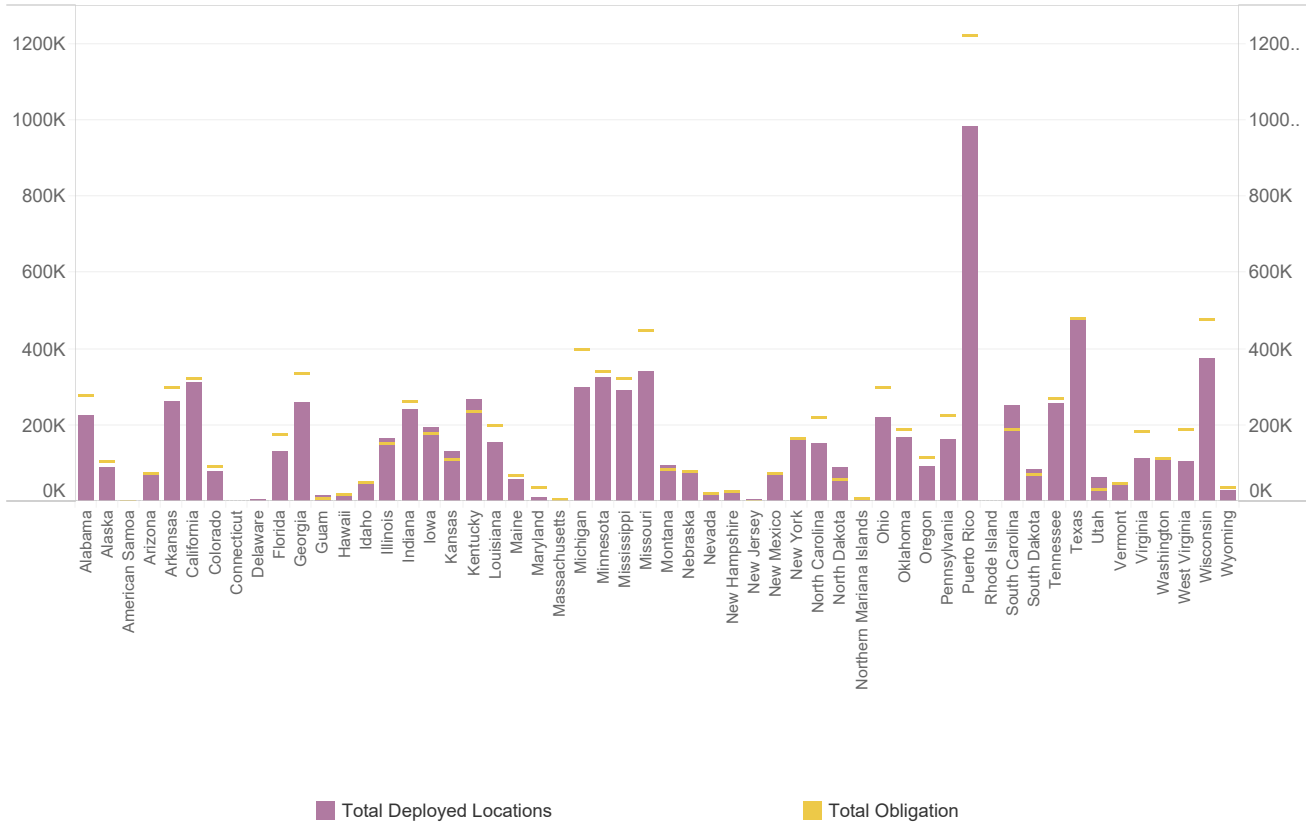
| Program | Calculated Deployed Locations | Total Obligation | Percent Complete |
|-----------|-------------------------------|------------------|------------------|
| ACAM | 525,371 | 648,418 | 81.024% |
| CAFII ACS | 743,301 | 1,127,579 | 211.230% |



2022 Milestones: ACAM 40-60% ACAMII 40% CAFIIAUC 40% CAFII ACS 70%

The data reflected is as of September 30, 2023 and locations deployed above company's obligation are not included.

Chart 4: Total Obligation vs Deployed Locations by State for all Programs



The data reflected is as of September 30, 2023

Table 2: Total Obligation vs Deployed Locations by State for all Programs

| State | Total Deployed Locations | Total Obligation |
|--------------------------|--------------------------|------------------|
| Alabama | 223,344 | 278,876 |
| Alaska | 88,782 | 107,003 |
| American Samoa | 142 | 4,065 |
| Arizona | 72,294 | 76,850 |
| Arkansas | 261,979 | 301,092 |
| California | 311,683 | 324,048 |
| Colorado | 77,555 | 93,340 |
| Connecticut | 1,440 | 1,468 |
| Delaware | 1,809 | 1,343 |
| Florida | 130,549 | 177,494 |
| Georgia | 259,503 | 337,307 |
| Guam | 13,979 | 10,972 |
| Hawaii | 12,813 | 22,696 |
| Idaho | 47,753 | 52,011 |
| Illinois | 162,899 | 153,642 |
| Indiana | 240,629 | 265,295 |
| Iowa | 191,883 | 182,385 |
| Kansas | 129,762 | 110,898 |
| Kentucky | 264,321 | 238,968 |
| Louisiana | 155,353 | 203,668 |
| Maine | 54,579 | 69,234 |
| Maryland | 9,273 | 39,260 |
| Massachusetts | 5,564 | 7,158 |
| Michigan | 296,403 | 403,453 |
| Minnesota | 324,884 | 340,907 |
| Mississippi | 289,820 | 325,458 |
| Missouri | 338,944 | 451,475 |
| Montana | 94,375 | 87,662 |
| Nebraska | 78,731 | 82,102 |
| Nevada | 21,112 | 25,876 |
| New Hampshire | 21,228 | 28,987 |
| New Jersey | 2,501 | 2,608 |
| New Mexico | 70,108 | 75,759 |
| New York | 163,402 | 169,030 |
| North Carolina | 150,064 | 223,568 |
| North Dakota | 86,847 | 59,802 |
| Northern Mariana Islands | 11,701 | 11,143 |
| Ohio | 219,907 | 301,006 |
| Oklahoma | 167,601 | 193,770 |
| Oregon | 90,704 | 118,817 |
| Pennsylvania | 160,892 | 227,185 |
| Puerto Rico | 981,150 | 1,222,507 |
| Rhode Island | 64 | 150 |
| South Carolina | 250,353 | 191,994 |
| South Dakota | 83,287 | 72,769 |
| Tennessee | 255,640 | 273,443 |
| Texas | 480,361 | 483,873 |
| Utah | 63,236 | 34,929 |
| Vermont | 40,506 | 48,534 |
| Virginia | 112,302 | 183,759 |
| Washington | 115,477 | 116,523 |
| West Virginia | 106,065 | 191,326 |
| Wisconsin | 372,408 | 479,970 |
| Wyoming | 26,931 | 37,133 |
| Grand Total | 8,194,892 | 9,524,591 |

The data reflected is as of September 30, 2023

Table 3: Locations Deployed by Speed Class

| State | 4/1 | 10/1 | 25/3 + | 100 Mbps/20 Mbps + | 1 Gig+ | Total Deployed Locations |
|----------------|-------|---------|--------|--------------------|--------|--------------------------|
| Alabama | 731 | 167,004 | 16,034 | 6,688 | 32,887 | 223,344 |
| Alaska | 1,556 | 33,710 | 40,403 | 9,709 | 3,404 | 88,782 |
| American Samoa | | | 142 | | | 142 |
| Arizona | 439 | 53,191 | 13,012 | 4,491 | 1,161 | 72,294 |
| Arkansas | 3,126 | 144,863 | 23,948 | 17,887 | 72,155 | 261,979 |
| California | 335 | 255,156 | 31,383 | 20,818 | 3,991 | 311,683 |
| Colorado | 449 | 57,021 | 11,239 | 1,896 | 6,950 | 77,555 |
| Connecticut | | 1,438 | | | 2 | 1,440 |
| Delaware | | | 1,756 | | 53 | 1,809 |
| Florida | 32 | 100,148 | 17,442 | 7,874 | 5,053 | 130,549 |
| Georgia | 598 | 125,361 | 50,100 | 30,864 | 52,580 | 259,503 |
| Guam | | | 13,967 | 12 | | 13,979 |
| Hawaii | | 10,835 | 16 | 133 | 1,829 | 12,813 |
| Idaho | 514 | 25,574 | 13,800 | 2,382 | 5,483 | 47,753 |
| Illinois | 185 | 99,684 | 24,560 | 24,010 | 14,460 | 162,899 |
| Indiana | 1,417 | 161,240 | 14,882 | 18,883 | 44,207 | 240,629 |
| Iowa | 395 | 69,587 | 41,754 | 61,367 | 18,780 | 191,883 |
| Kansas | 366 | 83,667 | 7,080 | 11,094 | 27,555 | 129,762 |
| Kentucky | 74 | 151,246 | 35,809 | 27,021 | 50,171 | 264,321 |
| Louisiana | | 120,672 | 23,700 | 1,239 | 9,742 | 155,353 |
| Maine | 145 | 31,432 | 9,170 | 5,688 | 8,144 | 54,579 |
| Maryland | | | 5,416 | | 3,857 | 9,273 |
| Massachusetts | 1 | 235 | 659 | 1,724 | 2,945 | 5,564 |
| Michigan | 1,481 | 224,979 | 16,992 | 16,094 | 36,857 | 296,403 |
| Minnesota | 323 | 186,815 | 85,162 | 18,855 | 33,729 | 324,884 |
| Mississippi | 2,354 | 189,639 | 18,569 | 2,069 | 77,189 | 289,820 |
| Missouri | 1,535 | 195,035 | 30,195 | 47,693 | 64,486 | 338,944 |

1) The data reflected is as of September 30, 2023

2) 1/256, 2/1, 4/1 are for 4/1

3) 6/1, 10/1 are for 10/1

4) 25/3, 25/5, 50/5 are for 25/3+

5) 100/20, 100/25, 100/5 are for 100/20+..

Table 3: Locations Deployed by Speed Class

| State | 4/1 | 10/1 | 25/3 + | 100 Mbps/20 Mbps + | 1 Gig+ | Total Deployed Locations |
|--------------------------|--------|-----------|---------|-----------------------|-----------|-----------------------------|
| Nebraska | 1,652 | 32,772 | 14,605 | 24,812 | 4,890 | 78,731 |
| Nevada | 39 | 7,794 | 7,656 | 4,979 | 644 | 21,112 |
| New Hampshire | | 12,028 | 1,110 | 1,489 | 6,601 | 21,228 |
| New Jersey | 1 | 2,280 | | | 220 | 2,501 |
| New Mexico | 961 | 43,161 | 16,181 | 7,771 | 2,034 | 70,108 |
| New York | 255 | 53,461 | 35,059 | 35,783 | 38,844 | 163,402 |
| North Carolina | 15 | 82,758 | 3,402 | 33,312 | 30,577 | 150,064 |
| North Dakota | 50 | 7,934 | 7,084 | 7,991 | 63,788 | 86,847 |
| Northern Mariana Islands | | 9,143 | 2,551 | 6 | 1 | 11,701 |
| Ohio | 400 | 183,577 | 10,620 | 12,233 | 13,077 | 219,907 |
| Oklahoma | 5,630 | 27,939 | 49,709 | 25,642 | 58,681 | 167,601 |
| Oregon | 905 | 56,393 | 11,517 | 5,788 | 16,101 | 90,704 |
| Pennsylvania | 138 | 77,824 | 47,119 | 10,157 | 25,654 | 160,892 |
| Puerto Rico | | | | 757,386 | 223,764 | 981,150 |
| Rhode Island | | | | | 64 | 64 |
| South Carolina | 631 | 65,077 | 21,797 | 69,806 | 93,042 | 250,353 |
| South Dakota | 387 | 16,725 | 9,782 | 28,080 | 28,313 | 83,287 |
| Tennessee | 574 | 121,290 | 20,239 | 2,789 | 110,748 | 255,640 |
| Texas | 3,875 | 257,170 | 80,424 | 70,374 | 68,518 | 480,361 |
| Utah | 1,754 | 15,671 | 7,515 | 12,039 | 26,257 | 63,236 |
| Vermont | 1,138 | 27,544 | 5,603 | 2,411 | 3,810 | 40,506 |
| Virginia | 1,381 | 61,389 | 7,813 | 8,496 | 33,223 | 112,302 |
| Washington | 172 | 88,051 | 16,313 | 2,792 | 8,149 | 115,477 |
| West Virginia | 208 | 91,383 | 4,833 | 6,973 | 2,668 | 106,065 |
| Wisconsin | 1,077 | 267,349 | 39,246 | 18,774 | 45,962 | 372,408 |
| Wyoming | 550 | 4,016 | 14,071 | 2,788 | 5,506 | 26,931 |
| Grand Total | 40,941 | 4,151,138 | 995,708 | 1,507,721 | 1,499,384 | 8,194,892 |

1) The data reflected is as of September 30, 2023

2) 1/256, 2/1, 4/1 are for 4/1

3) 6/1, 10/1 are for 10/1

4) 25/3, 25/5, 50/5 are for 25/3+

5) 100/20, 100/25, 100/5 are for 100/20+..